

e-fix®



- Standard
- Option field

Required fields: ¹⁾
Information required for processing

- ORDER
- QUOTE

Invoice address (stamp or fill in legibly) cust. no. _____

Company _____

Street _____

ZIP/Place _____

Shipping address (if different from invoice address)

Company _____

Street _____

ZIP/Place _____

Type of order

- Self-fitting²⁾ (fully complete the section "Information about the wheelchair"!)
- Fitting at the Alber factory 1466650

Delivery Standard

Consignment _____

e-fix E35 1566180 **please refer to your pricelist**

- Standard drive wheels
(For a person weighing of 120kg / 260 lbs)
- Drive wheel size⁴⁾ 22" 24"

- Battery pack 6,0 Ah
- Battery pack 7,5 Ah 1566182

Warranty extension 1566198

e-fix E36 1566181 **please refer to your pricelist**

- Reinforced drive wheels
(For a person weighing of 160 kg / 350 lbs)
- Drive wheel size⁴⁾ 24"
- Battery pack 7,5 Ah

Wheelchair details

Wheelchair manufacturer (e. g. Meyra) _____

Model (e. g. Eurochair, 1.850) _____

Year of manufacture _____

Version (e. g. Hemi) _____

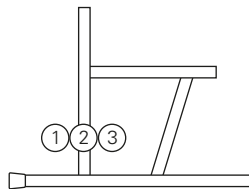
Drum brakes⁵⁾ Yes No
↳ Attention: Drum brakes must be removed

Car restraint system available (please consult with Alber customer service)

Wheel base extension available

Existing wheel position

- 1 = back
- 2 = centre
- 3 = front

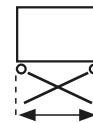


! Important accessories

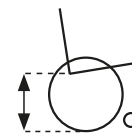
Bracket for mounting to the wheelchair 1467178

Anti-tippers with jack-up function 1489214 (set of two)

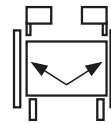
Notes (mounting, delivery etc.)



Seat width (seat tube measured externally) _____ cm



Seat height (rear, sling bottom edge measurement) _____ cm



Mounting control left (instead of right) right

Right and left (switchable) 1457739

Fixation for control unit mounting

- Frame tube
- Side part

**e-fix**[®]**2** **alber**[®]

- Standard
 Option field

Accessories control unit**General**

- Mobility Plus Package 1591926
 Swivel arm 1467901
 Protection bumper 1565836

Joystick option

- Option Special Ø 40 mm 1565669
 Option Soft Ø 70 mm 1566196
 Option T-handle 1591586

Speed select control support

- Attachment, enlarged 1566197

Assembly control unit

Bracket for control unit as attendant control
(only for wheelchairs with suitable push handles)

- Right 1457754
 Left 1457755
 Push handle Push bar mm

Control unit bracket for existing tray table
(control unit removable)

- Fitting frame tray table 1566206

Tray table incl. control unit bracket
(control unit centrally mounted)

- For SW 38 – 46 cm / 15" - 18" 1566207
 For SW 46 – 54 cm / 18" - 21" 1566208

Intuitive attendant control

- Intuitive attendant control 1566165
 Adapter cable Intuitive attendant control 1566177
(in combination with control unit EUR 0)
 Mounting bracket adapter cable 1566472
(recommended for wheelchairs with closed backs)
 Additional handles intuitive attendant control 1467804
(recommended for optimal handling)
 Bracket intuitive attendant control 1489217 (Pair)
(in combination with new device EUR 0)

Accessories battery pack

- Spare battery 6.0 Ah (216 Wh) 1565639
 Spare battery 7.5 Ah (270 Wh) 1566153
 Transport bag for spare battery 1566168
(in combination with replacement battery EUR 0)
 Mounting set for transport bag 1566169
 Mounting set for the battery on the cross brace 1566164
 Mounting set for the battery on the cross tube 1566163

Accessories drive wheel**Spoke cover**

- 22" wheel, design "Alber" 1566201 (set of two)
 22" wheel plain 1566203 (set of two)
 24" wheel, design "Alber" 1566670 (set of two)
 24" wheel plain 1566666 (set of two)

Drive wheel extension for coupling ring

- Set for one drive wheel 1566179 (single)
 Set for two drive wheels 1566178 (set of two)

Axle conversion of the manual wheels^{4) 5)} (compatible with e-fix bracket)

- Conversion of stub axles to Ø ½" 1565005 (set of two)
(Conversion of drum brakes not possible, price may deviate in individual cases)

Manual wheels^{4) 5)} (compatible with e-fix, complete)

- Wheel set 22" x 1 3/8" incl. 1/2" stub axles 1520119 (set of two)
 Wheel set 24" x 1 3/8" incl. 1/2" stub axles 1520072 (set of two)

Other

- External charger socket (incl. clip) 1566177
 Opti-Box 1566184
(connection option for additional functions)
 Opti-Box Bracket 1566185
 External on/off switch (Buddy Button) 1467958
(only in combination with Opti-Box)
 Speed stop/speed limit-switch 1467698
(required for combining e-fix with tilt/lift wheelchairs, only in combination with Opti-Box)
 Brake extension set 1467780
(required depending on the wheelchair type)

Date / /

Signature of buyer

Dated 01.01.2019. All prices before VAT, including packaging ex factory. The general Terms and Conditions of Alber GmbH apply, subject to changes.

- In order to smoothly and quickly process your order we require ALL information in the fields highlighted in blue.
- Installation kits can only be shipped to trained specialist dealers (installation training).
- Please send the wheelchair with a copy of this order as soon as possible and freight paid to Alber.
- If the manual wheels are used in combination with e-fix, they must be equipped with ½" stub axles, without drum brakes and tyres of size 1 3/8"
- If present, drum brakes must be dismantled as they are not compatible with e-fix drive wheels. The use of standard lever brakes is required.

